



# CARDO FREECOM 4x

NAVODILA  
EN/SLO

OPERATED BY  
NATURAL VOICE

**1**

Media | Večpredstavnost

Mobile | Telefon

Control Wheel | Kontrolni Kolesček

Intercom | Interkom

USB Charging | USB Polnjenje

LED Indicator | LED Indikator

Press & Hold | Pritisni iz zadrži  
2 Sec

Number of Taps | Število dotikov  
x1 Tap

**Getting Started | Začetek**

**2**

On / Off | Vklp / Izklop

Phone Pairing | Povezava telefona

LED Red & Blue | LED Rdeč & Modr

**3**

Cardo Connect App | Aplikacija Cardo Connect

Download | Prenos

Register | Registracija

Choose Language | Izbira Jezika

Software Update | Posodobitev Aplikacije

**4**

**General | Splošno**

Volume Up | Povečanje Glasnosti

Volume Down | Znižanje Glasnosti

Voice Assistant | Glasovni Asistent

Google Assistant

**5**

**Music | Glasba**

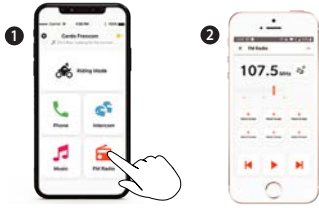
Play | Predvajaj

Pause | Premor

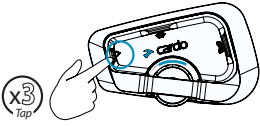
Next | Naslednji

Previous | Prejšni

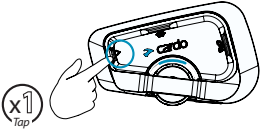
Set Presets | Nastavi postajo



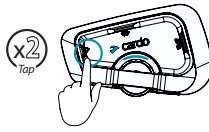
Start Scan | Začni Skeniranje



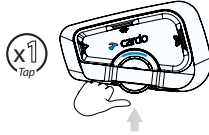
Stop Scan | Prekinitev Skeniranja



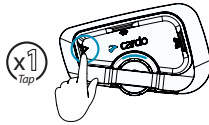
On | Vkllop



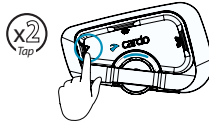
Off | Izkllop



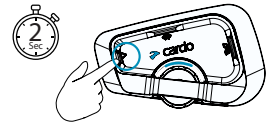
Next Preset | Naslednja Postaja



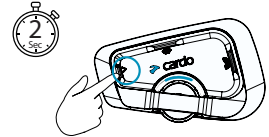
Previous Preset | Prejšnja Postaja



Music to Radio | Glasba na Radijo



Radio to Music | Radijo na Glasbo



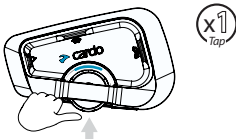
Answer | Odgovori



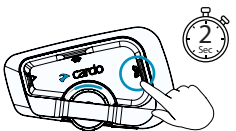
Ignore | Ignoriraj



End Call | Prekinitev Klica

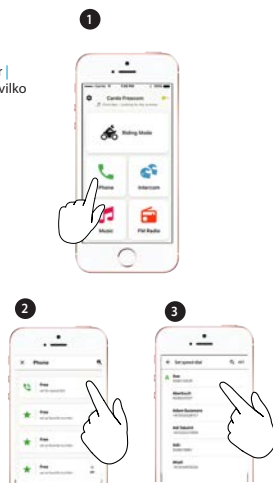


Redial | Ponoven Klic



Speed Dial | Hitri Klic

Set Number |  
Nastavi številko




Call Speed Dial | Izvedi Hitri klic



Pairing | Povezava

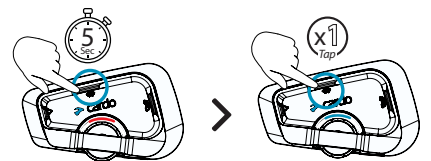


Pair to Rider A | Poveži z Voznikom A



LED Red | LED Rdeč

Pair to Rider B | Poveži z Voznikom B

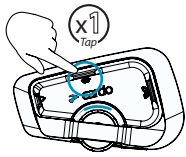
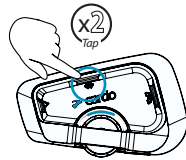


LED Red | LED Rdeč

LED Blue | LED Moder

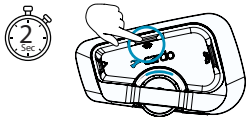
\* Rider C should be connected to Rider B  
\* Voznik C mora biti povezan z Voznikom B

Call / End Intercom | Kliči / Prekini Interkom

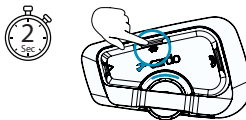
Rider A |  
Viznik ARider B |  
Voznik B

Share | Delitev

Share Music | Delitev Glasbe

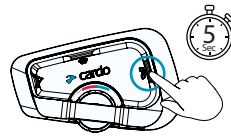


Share Phone Call | Delitev Klica



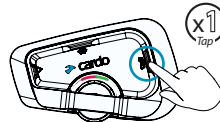
9

1 Step 1 | Korak 1



LED Red &amp; Blue | LED Rdeč &amp; Moder

2 Step 2 | Korak 2



LED Red &amp; Green | LED Rdeč &amp; Zelen

3 Step 3 | Korak 3



10

E English



- **Answer**
- **Ignore**
- "Hey Cardo, **end call**"
- "Hey Cardo, **speed dial**"
- "Hey Cardo, **redial number**"



- "Hey Cardo, **music on**"
- "Hey Cardo, **music off**"
- "Hey Cardo, **next track**"
- "Hey Cardo, **previous track**"
- "Hey Cardo, **share music**"



- "Hey Cardo, **radio on**"
- "Hey Cardo, **radio off**"
- "Hey Cardo, **next station**"
- "Hey Cardo, **previous station**"



- "Hey Cardo, **call intercom**"
- "Hey Cardo, **end intercom**"



- **"Hey Siri"**
- **"OK Google"**



- "Hey Cardo, **volume up**"
- "Hey Cardo, **volume down**"
- "Hey Cardo, **mute audio**"
- "Hey Cardo, **unmute audio**"



- "Hey Cardo, **battery status**"

11

D Deutsch



- **Antworten**
- **Ignorieren**
- "Hey Cardo, **anruf beenden**"
- "Hey Cardo, **kurzwahl**"
- "Hey Cardo, **wahlwiederholung**"



- "Hey Cardo, **musik an**"
- "Hey Cardo, **musik aus**"
- "Hey Cardo, **titel vor**"
- "Hey Cardo, **titel zurück**"
- "Hey Cardo, **musik teilen**"



- "Hey Cardo, **radio an**"
- "Hey Cardo, **radio aus**"
- "Hey Cardo, **sender vor**"
- "Hey Cardo, **sender zurück**"



- "Hey Cardo, **interkom start**"
- "Hey Cardo, **interkom stop**"



- **"Hey Siri"**
- **"Ok Google"**



- "Hey Cardo, **lauter**"
- "Hey Cardo, **leiser**"
- "Hey Cardo, **stumm ein**"
- "Hey Cardo, **stumm aus**"



- "Hey Cardo, **Akkustatus**"

F Français



- **Réponds**
- **Ignore**
- "Hey Cardo, **raccroche**"
- "Hey Cardo, **numéro favori**"
- "Hey Cardo, **rappelle le numéro**"



- "Hey Cardo, **allume la musique**"
- "Hey Cardo, **éteins la musique**"
- "Hey Cardo, **morceau suivant**"
- "Hey Cardo, **morceau précédent**"
- "Hey Cardo, **partage la musique**"



- "Hey Cardo, **allume la radio**"
- "Hey Cardo, **éteins la radio**"
- "Hey Cardo, **station suivante**"
- "Hey Cardo, **station précédente**"



- "Hey Cardo, **appelle intercom**"
- "Hey Cardo, **quitte intercom**"



- **"Dis Siri"**
- **"Ok Google"**



- "Hey Cardo, **augmente le volume**"
- "Hey Cardo, **baisse le volume**"
- "Hey Cardo, **coupe le son**"
- "Hey Cardo, **active le son**"



- "Hey Cardo, **niveau de batterie**"

// Italiano



- **Pronto**
- **Ignora**
- "Ciao Cardo, **termina chiamata**"
- "Ciao Cardo, **selezione rapida**"
- "Ciao Cardo, **ricomponi il numero**"



- "Ciao Cardo, **accendi la musica**"
- "Ciao Cardo, **spegni la musica**"
- "Ciao Cardo, **traccia successiva**"
- "Ciao Cardo, **traccia precedente**"
- "Ciao Cardo, **condividi musica**"



- "Ciao Cardo, **accendi la radio**"
- "Ciao Cardo, **spegni la radio**"
- "Ciao Cardo, **stazione successiva**"
- "Ciao Cardo, **stazione precedente**"



- "Ciao Cardo, **chiama interfono**"
- "Ciao Cardo, **termina interfono**"



- **"Eh Siri"**
- **"Ok Google"**



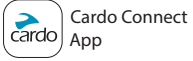
- "Ciao Cardo, **alza il volume**"
- "Ciao Cardo, **abbassa il volume**"
- "Ciao Cardo, **silenzia audio**"
- "Ciao Cardo, **riattiva audio**"



- "Ciao Cardo, **livello della batteria**"



Cardosystems.com




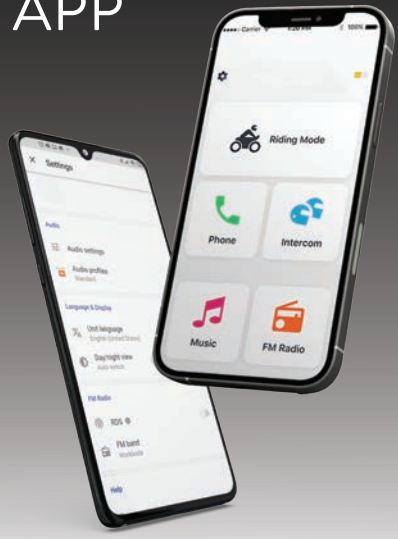
Cardosystems.com/update



Cardosystems.com/support



MAN00596-MANPOCKETGUIDEFORRECOMAXENDEFRUIT\_A01

 **cardo**  
**CONNECT  
 APP**



  **Cardo Connect  
 App**

